

POWER AND COMMUNICATION NOTES

1. REFER TO THE POWER AND COMMUNICATIONS PLANS FOR:
A. LOCATION AND TYPE OF ELECTRICAL, TELEPHONE AND DATA OUTLETS, EQUIPMENT, AND SIMILAR ITEMS.
B. LOCATION OF PULLBOXES AND OUTLETS
2. REFER TO THE DESIGN-BUILD ELECTRICAL DRAWINGS FOR:
A. WIRING AND CIRCUITING LAYOUT
B. SWITCHING
C. PULLBOXES
D. EXPOSED CONDUIT RUNS
E. OTHER ELECTRICAL-RELATED ITEMS AND INFORMATION
3. REFER TO THE DESIGN-BUILD MECHANICAL DRAWINGS FOR MECHANICAL EQUIPMENT LAYOUT AND INFORMATION.
4. PREPARE AND SUBMIT REQUIRED DOCUMENTS TO THE ARCHITECT, OWNER, AND APPROPRIATE GOVERNING AGENCIES SUBSTANTIATING COMPLIANCE WITH CALIFORNIA'S TITLE 24 ENERGY REQUIREMENTS.
5. REFER TO DETAIL FOR PLACATION OF THERMOSTATS, PULLBOXES, SWITCHES AND OUTLETS.
6. MOUNT TELEPHONE, DATA AND ELECTRICAL WALL OUTLETS VERTICALLY, UNLESS OTHERWISE NOTED.
7. MOUNT TELEPHONE, DATA AND ELECTRICAL WALL OUTLETS AT CABINETS HORIZONTALLY, UNLESS OTHERWISE NOTED, MOUNT ABOVE BACKSPLASH WHERE OCCURS.
8. MOUNT UNDIMENSIONED OUTLETS WITHIN 1'-0" HORIZONTALLY FROM THE LOCATION SHOWN.
9. WHERE SHOWN GROUPED TOGETHER, GANG DEVICES WITH A SINGLE COVERPLATE WHEN POSSIBLE.
10. HORIZONTAL DIMENSIONS SHOWN ARE FROM TO THE MIDPOINT OF A GROUP OF ADJACENT OUTLETS OR THE MIDPOINT OF A SINGLE OUTLET. SET OUTLETS SHOWN GROUPED TOGETHER ON PLANS TO A MINIMUM DIMENSION BETWEEN EACH DEVICE.
11. MOUNT TYPICAL ELECTRICAL WALL OUTLETS AT 1'-6" AFF TO CENTERLINE OF DEVICE PLATE, UNLESS OTHERWISE NOTED.
12. VERIFY LOCATIONS OF FLOOR-MOUNTED POWER AND COMMUNICATIONS DEVICES WITH THE ARCHITECT BEFORE PROCEEDING WITH CORING WORK.

13. OWNER'S OR TENANT'S FURNITURE VENDOR TO VERIFY LOCATIONS OF FLOOR MONUMENTS FOR NIC FURNITURE AND COORDINATE WITH CONTRACTOR. NOTIFY ARCHITECT BEFORE PROCEEDING WITH CORING WORK
14. PROVIDE GROMMETS IN WORKSURFACES DIRECTLY OVER DEVICES SHOWN ON PLANS. COORDINATE LOCATIONS WITH ARCHITECT.
15. WHERE OUTLETS ARE SHOWN BACK-TO-BACK. INSTALL OUTLETS WITH A STUD IN BETWEEN THE OUTLETS.
16. PROVIDE DEDICATED AND ISOLATED OUTLETS IN GRAY COLOR, DEDICATED OUTLETS IN ORANGE COLOR AND OUTLETS FOR EMERGENCY POWER IN RED COLOR.
17. PROVIDE ELECTRICAL OUTLETS IN THE VICINITY OF WET AREAS (SUCH AS AT SINKS AND LAVATORIES) WITH GROUND FAULT CIRCUIT INTERRUPTER, UNLESS OTHERWISE NOTED.
18. PROVIDE TRIM RING AND PULL STRING IN WALL FOR TELEPHONE AND COMMUNICATIONS OUTLETS THROUGH THE WALL TO THE CEILING PLENUM OR THE NEAREST READILY ACCESSIBLE LOCATION; ONE PULL STRING PER CONNECTION PORT. TENANT'S VENDOR TO FURNISH AND INSTALL RECEPTACLES AND COVER PLATES FOR TELEPHONE AND COMMUNICATIONS OUTLETS.
19. PROVIDE TELEPHONE AND COMMUNICATIONS CABLES THAT CAN BE USED IN CEILING PLENUMS WITHOUT CONDUITS (PLENUM-RATED FOR EXPOSED CABLES).
20. THE TELEPHONE/DATA CABLES INDEPENDENTLY TO STRUCTURE AS REQUIRE BY CODE.
21. FURNITURE AND EQUIPMENT TO BE PROVIDED BY OWNER OR TENANT ARE INDICATED FOR REFERENCE ONLY
22. REFER TO ELECTRICAL DESIGN-BUILD DRAWING AND FURNITURE SPECIFICATIONS FOR WORKSTATION CIRCUITING REQUIREMENTS.
23. WHERE APPLICABLE, OWNERS OR TENANT'S FURNITURE VENDOR WILL FURNISH ELECTRICAL WHIP TO BE INSTALLED BY CONSTRUCTOR.
24. FOLLOW ELECTRICAL EQUIPMENT MANUFACTURER'S WRITTEN INSTRUCTIONS AND RECOMMENDATIONS.
25. NOTIFY ARCHITECT IMMEDIATELY OF CONFLICTING CONDITIONS FROM TO AND DURING CONSTRUCTION, PROCEED WITH WORK ONLY AFTER THE DISCREPANCIES HAVE BEEN RESOLVED.
26. OUTLETS AND OTHER POWER AND COMMUNICATIONS DEVICES SHOWN ARE TO BE NEW, UDN








PCP KEYNOTES ☒

1. PROVIDE CEILING MOUNTED SPEAKERS. SPEAKERS MUST BE COMPATIBLE WITH PROJECTORS, LAPTOPS AND THE COVERED CALIFORNIA NETWORK. PROVIDE POWER INFRASTRUCTURE AS REQUIRED
2. REFER TO COVERED CALIFORNIA'S EXHIBIT A, SECTION 2.2.22 FOR DESIGN REQUIREMENTS FOR BREAK ROOMS
3. REFER TO COVERED CALIFORNIA'S EXHIBIT A, SECTION 2.2.16-2.2.20 FOR DESIGN REQUIREMENTS FOR CONFERENCE & MEETING ROOMS
4. PROVIDE 1-1/2" CONDUIT FROM FLOOR OUTLET TO INDICATED WALL OUTLET
5. PROVIDE AI PHONE WITH ABILITY TO COMMUNICATE TO OUTSIDE AREA IN EVENT OF DOOR LOCKDOWN
6. PROVIDE LOCK-DOWN OF ALL DOORS
7. REFER TO EXHIBIT A FOR ALL MDFADF ROOM REQUIREMENTS

SITE KEYNOTES ☒

- S1. PROVIDE INFRASTRUCTURE FOR (2) NEW LEVEL II DUAL ELECTRIC VEHICLE CHARGING STATIONS CAPABLE OF CHARGING (2) VEHICLES AT ONE TIME. EXISTING PARKING SPACES SHALL BE RESTRIPEDED WITH NEW PAINT AND SYMBOLS AND NEW SIGNAGE AS REQUIRED. EXACT EVCS LOCATION TBD
- S2. REFER TO COVERED CALIFORNIA'S EXHIBIT A, SECTION 2.1 FOR ADDITIONAL EXTERIOR SITE REQUIREMENTS

Electrical Legend

-  WALL MTD DUPLEX OUTLET
-  WALL MTD TELE/DATA OUTLET
-  WALL MTD QUADPLEX OUTLET
-  WALL MTD JUNCTION BOX
-  FLOOR OUTLET, POWER & DATA
-  CARD READER
-  ADA BUTTON

Legend

- G.D. -GARBAGE DISPOSAL
- W.H. -WATER HEATER
- D.W. -DISH WASHER
- P.S. -PRINTING STATION

EQUIPMENT SCHEDULE

TAG	DESCRIPTION	PROVIDED BY	INSTRUCTED BY	COUNT
1	ADA COMPLIANT TOP MOUNTED STAINLESS STEEL, SINK, INSTA-HOT DISPENSERS, TANK COMBO UNIT, GARBAGE DISPOSAL, HOT AND COLD WATER, AND LEVER OPERATED FAUCET	CONTRACTOR	CONTRACTOR	7
2	ADA COMPLIANT REFRIGERATOR, MINIMUM TWENTY-TWO CUBIC FEET CAPACITY, PROVIDE FLEX WATER LINE	CONTRACTOR	CONTRACTOR	5
3	ADA COMPLIANT DISHWASHER, PROVIDE INFRASTRUCTURE AS REQUIRED	CONTRACTOR	CONTRACTOR	3
4	ADA COMPLIANT COMMERCIAL GRADE FILTERED WATER AND ICE DISPENSER, PROVIDE WATER LINE	CONTRACTOR	CONTRACTOR	1
5	ADA COMPLIANT UNDERCOUNTER REFRIGERATOR	CONTRACTOR	CONTRACTOR	11
6	MICRO MARKET VENDING MACHINE, EXACT SPEC TBD	CONTRACTOR	CONTRACTOR	3
7	65" LCD TOUCHSCREEN COLLABORATION DISPLAY WITH VTC INTEGRATION. PROVIDE BACKING	CONTRACTOR	CONTRACTOR	8
8	85" LCD TV. PROVIDE BACKING	CONTRACTOR	CONTRACTOR	2
9	48"X72" MIRROR	CONTRACTOR	CONTRACTOR	1
10	42"X72" MIRROR	CONTRACTOR	CONTRACTOR	10
11	MICROWAVE, EXACT SPEC TBD	CONTRACTOR	CONTRACTOR	1
12	SELF CHECKOUT KIOSK REGISTER, EXACT SPEC TBD	CONTRACTOR	CONTRACTOR	1
13	MICRO MARKET RACKING/SHELVING UNIT. EXACT SPEC TBD	CONTRACTOR	CONTRACTOR	3
14	ADA COMPLIANT ALUMINUM BENCH 48"W X 20"D X 19"H	CONTRACTOR	CONTRACTOR	18
15	2 TIRED LOCKER WITH LOCKING MECHANISM, PROVIDE (1) ADA COMPLIANT LOCKER IN BOTH MEN'S AND WOMEN'S RESTROOM	CONTRACTOR	CONTRACTOR	4
16	ADA COMPLIANT HI-LO DRINKING FOUNTAIN WITH BOTTLE FILLING DISPENSER	CONTRACTOR	CONTRACTOR	9
17	ADA COMPLIANT WATER CLOSET	CONTRACTOR	CONTRACTOR	9
18	ADA COMPLIANT SINK AND STAINLESS STEEL FAUCET WITH LEVER HANDLE	CONTRACTOR	CONTRACTOR	4
19	AUTOMATED DEFIBRILLATOR, PROVIDE POWER IF REQUIRED	CONTRACTOR	CONTRACTOR	2
20	ADA COMPLIANT URINAL	CONTRACTOR	CONTRACTOR	5
21	OPEN SHELVING UNIT	TENANT	TENANT	

